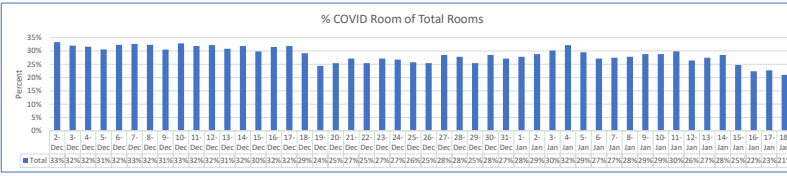


Midland Health COVID-19 Summary Statistics

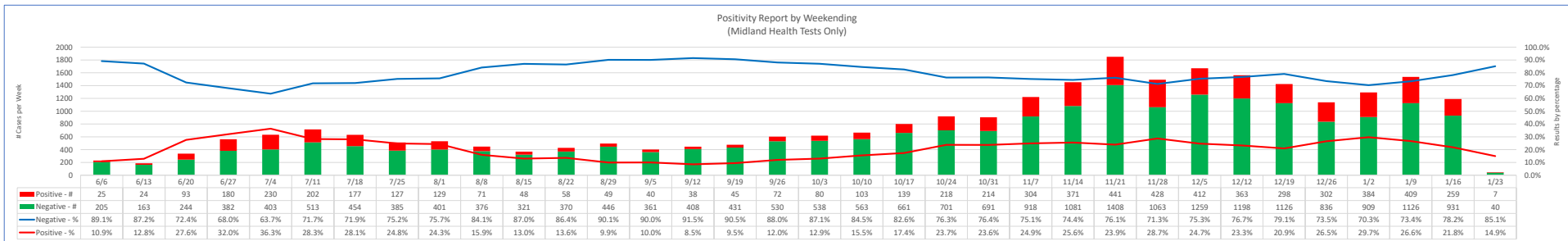
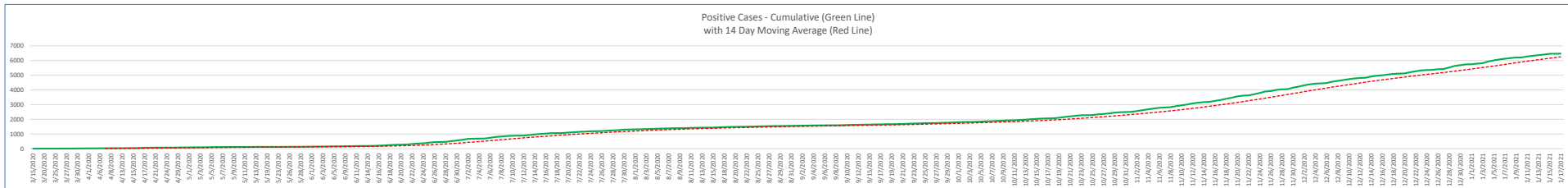
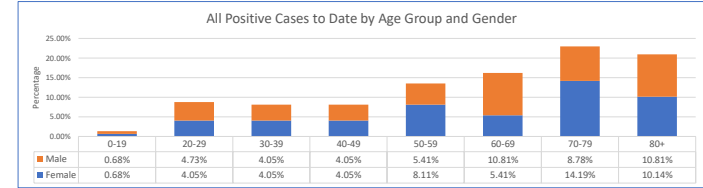
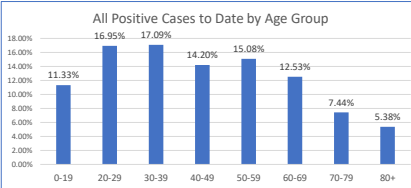
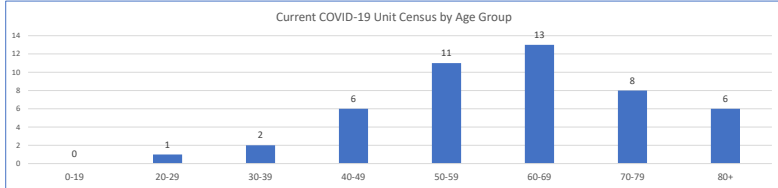
Last Update: 01/18/21 07:14 AM

Current Hospital Census (All COVID Inpatients)					
Unit	Rooms Assigned	Active COVID	Convalescing COVID	% Unit Occupied	7-Day Average
COVID-CCU	33	25	0	76%	79%
COVID-MED	64	26	11	58%	76%
COVID Total	97	51	11	64%	77%

Inpatient Rooms		Rooms Occupied	% Occupied	7-Day Average
Hospital Occupancy	295	219	74%	80%
COVID % of Capacity			21%	25%



Current Ventilator Usage	
Unit	In-use
CCU	10
COVID-CCU	21
COVID-MED	0
Total	31



12/17/2020 - Convalescing COVID-19 Inpatients Added to Dashboard Totals
 Convalescing COVID-19 patients have tested positive over 20 days ago and no longer require isolation (per CDC guidelines), but still require hospital care to treat complications caused by the COVID-19 virus